

# LONG DURATION



**EVEREXCEED FT GELLYTE TECHNOLOGY,  
EXCELS IN TELECOM APPLICATION**

## **FGL6-200**

**GELLED VALVE REGULATED  
LEAD ACID BATTERY (GVR)  
FOR CYCLING APPLICATIONS**

**6V 200AH @ 10HR RATE to 1.80VPC**

**6V 216AH @ 20HR RATE to 1.75VPC**

**6V 239AH @ 100HR RATE to 1.75VPC**

Can be used in any orientation. Upright, side or end mounting recommended;

Reinforced ABS case and cover – flame retardant material  
UL 94 V-0 on request.



### **Innovative Features**

6V & 12V AGM blocs with gel;

Special design comply with telecom 19"/ 23" cabinet for space limitation;

The success of EverExceed FT Gellyte batteries comes from the internationally superior EverExceed FT Gellyte technology;

Exceptional energy storage capacity combined with long life - BCI Classification;

Virgin Pure Lead Tin and thick positive plate technology design for maximum service float life - 12 years design life @ 20°C (68°F);

Thick positive plate plus optimized plate alloy to anti-corrosion;

UL Recognized component;

Designed in accordance with IEC 60896-21/-22;

Spill-proof and leak-proof;

Maintenance-free (no topping up) during the whole service life due to EverExceed Gel technology;

Proprietary Fixed Orifice Plate Pasting technology applying active materials on both sides of the grid for consistent cell-to-cell performance, higher capacity and uniform grid protection.

Flame-arresting one-way pressure-relief vent for safe and long life;

Electrolyte in solid gel form will not stratify-no equalization charge required;

Sulfuric acid thixotropic gel, gel powder from Europe leading supplier to ensure the unique performance of gel battery;

Increased durability and deep cycle ability for heavy-duty applications;

Fully tank formed grid Lead Calcium Tin plate ensures voltage matching between cells;

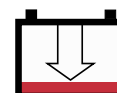
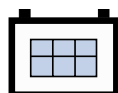
Shelf life up to 2 years at 20°C (68°F), very low gassing due to internal gas recombination;

**6 VOLTS - 200 AMPERE HOUR @ 10 HOUR RATE**

**AH Capacity to 1.80VPC @ 20°C (68°F)**

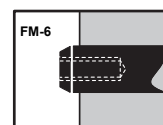
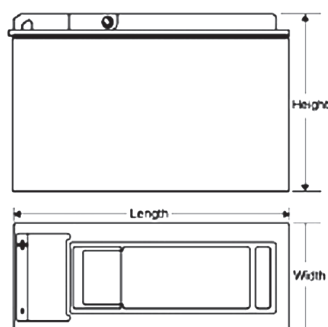
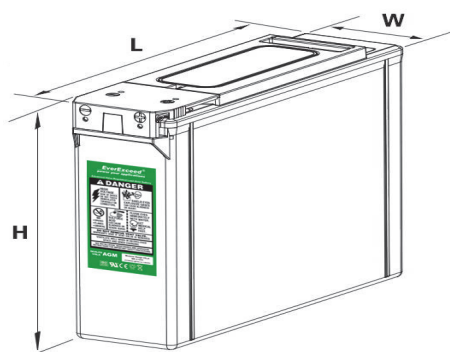
End Point Volts/Cell	1.5hr	2hr	3hr	4hr	5hr	8hr	10hr	12hr	20hr	24hr	48hr	72hr	100hr
1.80	141	158	162	170	175	195	200	204	212	215	221	228	235

**For Telecommunication / Solar / Marine / Mobility Applications**



# FT GELLYTE RANGE VRLA

**EverExceed®**  
power your applications



Length: 363mm

Width: 125mm

Height: 250mm

Electrical Specifications						
Cells Per Unit	Voltage Per Unit	Weight	Electrolyte	Maximum Discharge Current	Short Circuit Current	Ohms Imped 60 Hz(Ω)
3	6.42	75lbs 34kg	SG = 1.300	1270 Amps	3906 Amps	0.00353

Capacity	200 Ah @ 10 hr. rate to 1.80 volts per cell @ 20°C (68°F). 216 Ah @ 20 hr. rate to 1.75 volts per cell @ 20°C (68°F). 239 Ah @ 100 hr. rate to 1.75 volts per cell @ 20°C (68°F).
Applicable Operating Temperature Range	-40°F (-40°C) to +158°F (70°C).
Ideal Operating Temperature Range	+68°F (+20°C) to +90°F (32°C).
Floating Charging Voltage	6.75 to 6.90 VDC/unit Average at 68°F (20°C).
Recommended Maximum Charging Current Limit	0.2C20 amperes (43.2 amperes @ 100% depth of discharge) @ 20 hr. rate.
Equalization and Cycle Service Charging Voltage	7.05 to 7.20 VDC/unit Average at 68°F (20°C).
Maximum AC Ripple (Charger)	0.5% RMS or 1.5% P-P of float charge voltage recommended for best results. Maximum voltage allowed = 1.4% RMS (4% P-P). Maximum current allowed = 10.8 amperes RMS (C/20).
Self Discharge	EverExceed Front Access FT Gellyte Range batteries may be stored for up to 24 months at 68°F (20°C) and then a freshening charge is required. For higher temperatures the time interval will be shorter.
Accessories	Inter unit connectors racks and cabinet systems are available.
Terminal: Inserted	Threaded copper alloy insert terminal
Terminal Hardware Initial Torque: Inserted Terminal	9 NM

Constant Power Discharging Ratings - Watts Per Cell @ 20°C (68°F)										
End Point Volts/Cell	1.5hr	2hr	3hr	4hr	5hr	8hr	10hr	12hr	20hr	24hr
1.85	165	139	101	80.6	65.1	45.8	37.8	32.3	19.1	16.4
1.80	166	141	102	81.1	66.0	46.5	38.4	32.9	20.3	17.3
1.75	168	143	104	82.7	67.1	46.8	39.1	33.4	20.7	17.5

Constant Current Discharging Ratings - Ampere per Cell @ 20°C (68°F)													
End Point Volts/Cell	1.5hr	2hr	3hr	4hr	5hr	8hr	10hr	12hr	20hr	24hr	48hr	72hr	100hr
1.85	87.9	73.8	53.9	42.4	34.5	24.0	19.8	16.9	10.1	8.54	4.39	3.02	2.24
1.80	94.3	79.2	54.1	42.6	35.0	24.4	20.0	17.0	10.6	8.96	4.61	3.16	2.35
1.75	89.5	75.1	54.3	42.7	35.4	24.7	20.5	17.4	10.8	9.13	4.69	3.22	2.39

**Note:** Busbar connection designed for 0.375" (1.0 cm) battery spacing.  
Batteries to be mounted with 0.3" (0.75 cm) spacing minimum and free air ventilation.  
Specifications subject to change without notification.

