

LONG DURATION



**EVEREXCEED FT GELLYTE TECHNOLOGY,
EXCELS IN TELECOM APPLICATION**

FGL12-55

**GELLED VALVE REGULATED
LEAD ACID BATTERY (GVR)
FOR CYCLING APPLICATIONS**

12V 55.0AH @ 10HR RATE to 1.80VPC

12V 62.8AH @ 20HR RATE to 1.75VPC

12V 69.5AH @ 100HR RATE to 1.75VPC

Can be used in any orientation. Upright, side or end mounting recommended;

Reinforced ABS case and cover – flame retardant material
UL 94 V-0 on request.



Innovative Features

6V & 12V AGM blocs with gel;

Special design comply with telecom 19"/ 23" cabinet for space limitation;

The success of EverExceed FT Gellyte batteries comes from the internationally superior EverExceed FT Gellyte technology;

Exceptional energy storage capacity combined with long life - BCI Classification;

Virgin Pure Lead Tin and thick positive plate technology design for maximum service float life - 12 years design life @ 20°C (68°F);

Thick positive plate plus optimized plate alloy to anti-corrosion;

UL Recognized component;

Designed in accordance with IEC 60896-21/-22;

Spill-proof and leak-proof;

Maintenance-free (no topping up) during the whole service life due to EverExceed Gel technology;

Proprietary Fixed Orifice Plate Pasting technology applying active materials on both sides of the grid for consistent cell-to-cell performance, higher capacity and uniform grid protection.

Flame-arresting one-way pressure-relief vent for safe and long life;

Electrolyte in solid gel form will not stratify-no equalization charge required;

Sulfuric acid thixotropic gel, gel powder from Europe leading supplier to ensure the unique performance of gel battery;

Increased durability and deep cycle ability for heavy-duty applications;

Fully tank formed grid Lead Calcium Tin plate ensures voltage matching between cells;

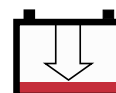
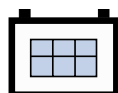
Shelf life up to 2 years at 20°C (68°F), very low gassing due to internal gas recombination;

12 VOLTS - 55.0 AMPERE HOUR @ 10 HOUR RATE

AH Capacity to 1.80VPC @ 20°C (68°F)

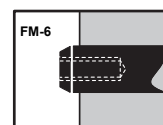
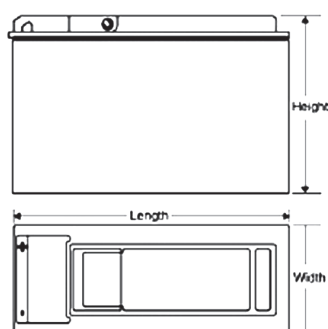
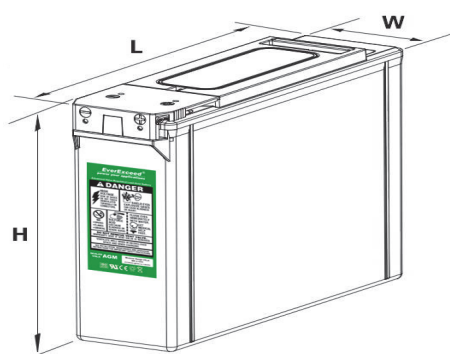
End Point Volts/Cell	1.5hr	2hr	3hr	4hr	5hr	8hr	10hr	12hr	20hr	24hr	48hr	72hr	100hr
1.80	35.9	40.3	43.6	45.8	47.3	52.8	55.0	56.0	61.1	61.8	63.9	66.0	68.1

For Telecommunication / Solar / Marine / Mobility Applications



FT GELLYTE RANGE VRLA

EverExceed®
power your applications



Length: 280mm

Width: 105mm

Height: 225mm

Electrical Specifications						
Cells Per Unit	Voltage Per Unit	Weight	Electrolyte	Maximum Discharge Current	Short Circuit Current	Ohms Imped 60 Hz(Ω)
6	12.84	40.8lbs 18.7kg	SG = 1.300	350 Amps	1576 Amps	0.00795

Capacity	55.0 Ah @ 10 hr. rate to 1.80 volts per cell @ 20°C (68°F). 62.8 Ah @ 20 hr. rate to 1.75 volts per cell @ 20°C (68°F). 69.5 Ah @ 100 hr. rate to 1.75 volts per cell @ 20°C (68°F).
Applicable Operating Temperature Range	-40°F (-40°C) to +158°F (70°C).
Ideal Operating Temperature Range	+68°F (+20°C) to +90°F (32°C).
Floating Charging Voltage	13.5 to 13.8 VDC/unit Average at 68°F (20°C).
Recommended Maximum Charging Current Limit	0.2C20 amperes (12.6 amperes @ 100% depth of discharge) @ 20 hr. rate.
Equalization and Cycle Service Charging Voltage	14.1 to 14.4 VDC/unit Average at 68°F (20°C).
Maximum AC Ripple (Charger)	0.5% RMS or 1.5% P-P of float charge voltage recommended for best results. Maximum voltage allowed = 1.4% RMS (4% P-P). Maximum current allowed = 3.14 amperes RMS (C/20).
Self Discharge	EverExceed Front Access FT Gellyte Range batteries may be stored for up to 24 months at 68°F (20°C) and then a freshening charge is required. For higher temperatures the time interval will be shorter.
Accessories	Inter unit connectors racks and cabinet systems are available.
Terminal: Inserted	Threaded copper alloy insert terminal
Terminal Hardware Initial Torque: Inserted Terminal	9 NM

Constant Power Discharging Ratings - Watts Per Cell @ 20°C (68°F)										
End Point Volts/Cell	1.5hr	2hr	3hr	4hr	5hr	8hr	10hr	12hr	20hr	24hr
1.85	34.7	29.4	21.3	17.1	14.1	9.91	8.20	7.00	4.59	3.94
1.80	36.5	30.9	22.4	17.8	14.9	10.5	8.67	7.43	4.87	4.14
1.75	37.2	31.6	23.0	18.3	15.2	10.6	8.87	7.57	4.97	4.21

Constant Current Discharging Ratings - Ampere per Cell @ 20°C (68°F)													
End Point Volts/Cell	1.5hr	2hr	3hr	4hr	5hr	8hr	10hr	12hr	20hr	24hr	48hr	72hr	100hr
1.85	22.5	18.9	13.7	10.8	8.96	6.23	5.14	4.37	2.86	2.45	1.28	0.89	0.66
1.80	23.9	20.2	14.5	11.5	9.46	6.60	5.50	4.67	3.06	2.58	1.33	0.92	0.68
1.75	24.5	20.6	14.9	11.7	9.72	6.78	5.64	4.80	3.14	2.65	1.36	0.94	0.70

Note: Busbar connection designed for 0.375" (1.0 cm) battery spacing.
Batteries to be mounted with 0.3" (0.75 cm) spacing minimum and free air ventilation.
Specifications subject to change without notification.

