
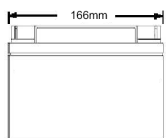
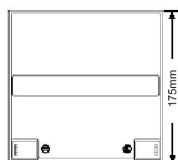




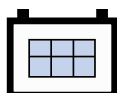
HIGH PERFORMANCE AM 12-28

SEALED RECHARGEABLE LEAD ACID BATTERY

Dimensions and Terminal



Length:166mm	Width:175mm	Height :126mm
Total Height :126mm		



AINO MICRO Range VRLA

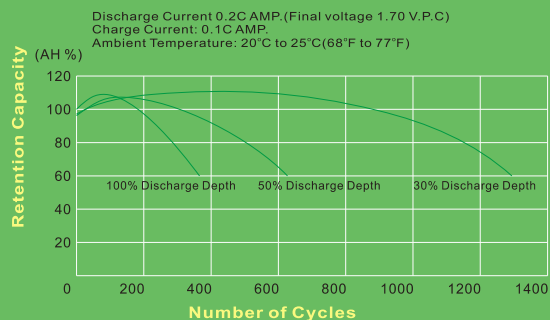
Innovative Features

- ☑ 5~8 years design life @ 20°C(68°F) ambient temperature, 80% remaining capacity;
- ☑ UL Recognized component;
- ☑ Rechargeable VRLA batteries with an electrolyte retained in a glass mat with a very fine glass fibre structure.
- ☑ High-Compression Absorbed Glass Mat technology (AGM) for over 99% recombination efficiency.
- ☑ Proprietary Fixed Orifice Plate Pasting technology applying active materials on both sides of the grid for consistent cell-to-cell performance, higher capacity and uniform grid protection.
- ☑ Perfect combination between energy storage performance and reliability;
- ☑ Operates at a low internal pressure;
- ☑ Low self-discharge rate (less than 3% / month @ 20°C(68°F);
- ☑ Grid plate construction consisting of a Lead Calcium Tin alloy;
- ☑ High impact resistant ABS resin cases and covers;
- ☑ Available in V-0 Flame Retardant Material;
- ☑ In compliance with IEC 896-2;
- ☑ Wide operating temperature range;
- ☑ Sealed construction for operation in any position.

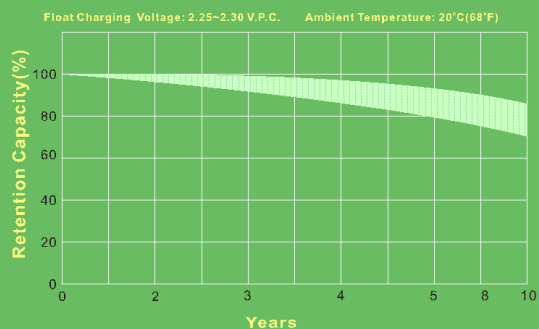
Performance Specifications

Normal Voltage	12V	
Normal Capacity	20 hour rate (1.40 A to 10.5 volts): 28.0 Ah	
	10 hour rate (2.64 A to 10.5 volts): 26.4 Ah	
	5 hour rate (4.84 A to 10.2 volts): 24.2 Ah	
	1 hour rate (17.2 A to 9.00 volts): 17.2 Ah	
Internal Resistance	9.00 milliohms	
Approximate Weight	9.40 kg (20.7 lbs)	
Applicable Operating Temperature Range	-40°C(-40°F) to +70°C (+158°F)	
Ideal Operating Temperature Range	+20°C (+68°F) to +28°C (+82.4°F)	
Charge Retention (Shelf Life) at 68°F(20°C)	1 month	97%
	3 month	91%
	6 month	85%
Standby Service	8 years	
Cycle Service	100% depth of discharge	350 cycles
	50% depth of discharge	650 cycles
	30% depth of discharge	1300 cycles
Standard Terminals	Flag or Insert	

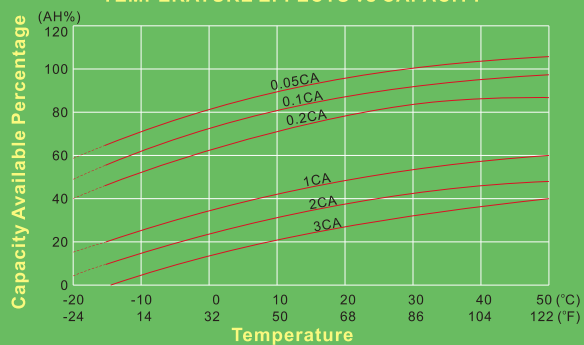
LIFE CHARACTERISTICS IN CYCLE SERVICE



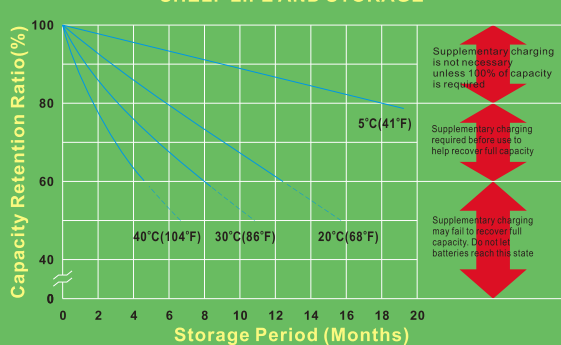
Float Service Life



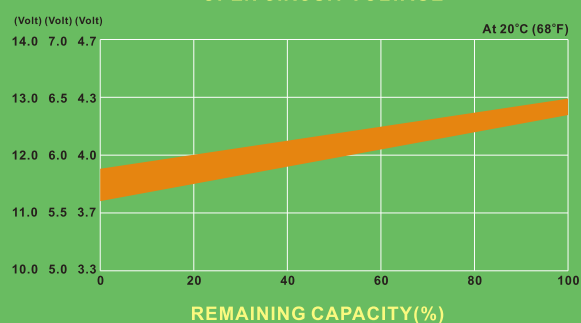
TEMPERATURE EFFECTS vs CAPACITY



SHELF LIFE AND STORAGE



OPEN CIRCUIT VOLTAGE vs REMAINING CAPACITY



DISCHARGE CHARACTERISTICS

