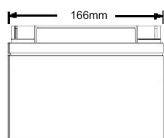
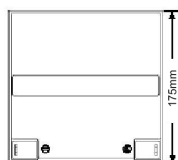




HIGH PERFORMANCE AM 12-26

SEALED RECHARGEABLE LEAD ACID BATTERY

Dimensions and Terminal

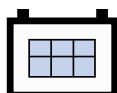


Length:166mm

Width:175mm

Height :126mm

Total Height :126mm



AINO MICRO Range VRLA

Innovative Features

- ☑ 5~8 years design life @ 20°C(68°F) ambient temperature, 80% remaining capacity;
- ☑ UL Recognized component;
- ☑ Rechargeable VRLA batteries with an electrolyte retained in a glass mat with a very fine glass fibre structure.
- ☑ High-Compression Absorbed Glass Mat technology (AGM) for over 99% recombination efficiency.
- ☑ Proprietary Fixed Orifice Plate Pasting technology applying active materials on both sides of the grid for consistent cell-to-cell performance, higher capacity and uniform grid protection.
- ☑ Perfect combination between energy storage performance and reliability;
- ☑ Operates at a low internal pressure;
- ☑ Low self-discharge rate (less than 3% / month @ 20°C(68°F);
- ☑ Grid plate construction consisting of a Lead Calcium Tin alloy;
- ☑ High impact resistant ABS resin cases and covers;
- ☑ Available in V-0 Flame Retardant Material;
- ☑ In compliance with IEC 896-2;
- ☑ Wide operating temperature range;
- ☑ Sealed construction for operation in any position.

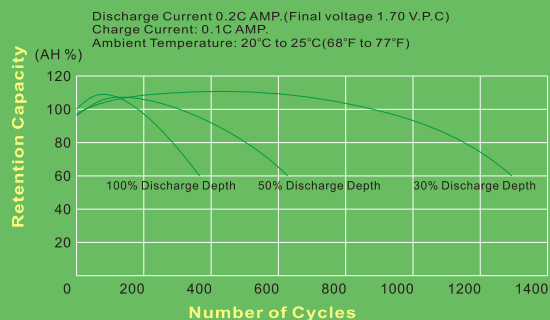
Performance Specifications

Normal Voltage	12V	
Normal Capacity	20 hour rate (1.30 A to 10.5 volts): 26.0 Ah	
	10 hour rate (2.45 A to 10.5 volts): 24.5 Ah	
	5 hour rate (4.50 A to 10.2 volts): 22.5 Ah	
	1 hour rate (16.0 A to 9.00 volts): 16.0 Ah	
Internal Resistance	10.0 milliohms	
Approximate Weight	9.20 kg (20.3 lbs)	
Applicable Operating Temperature Range	-40°C(-40°F) to +70°C (+158°F)	
Ideal Operating Temperature Range	+20°C (+68°F) to +28°C (+82.4°F)	
Charge Retention (Shelf Life) at 68°F(20°C)	1 month	97%
	3 month	91%
	6 month	85%
Standby Service	8 years	
Cycle Service	100% depth of discharge	350 cycles
	50% depth of discharge	650 cycles
	30% depth of discharge	1300 cycles
Standard Terminals	Flag or Insert	

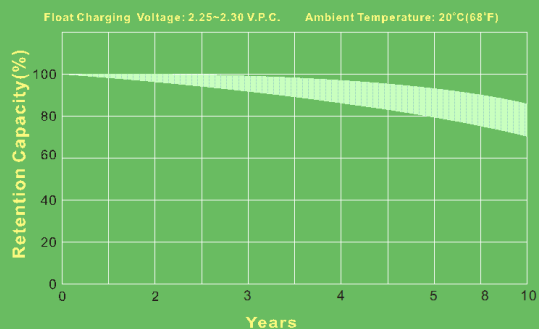
AINO MICRO Range VRLA

EverExceed®
power your applications

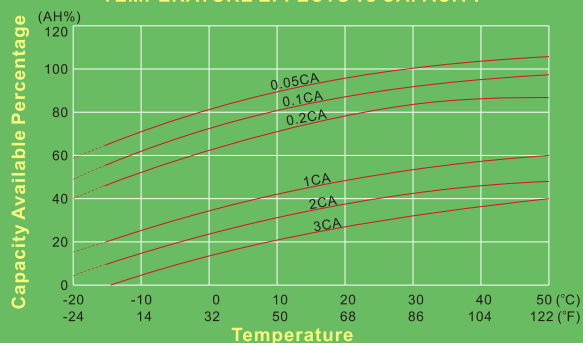
LIFE CHARACTERISTICS IN CYCLE SERVICE



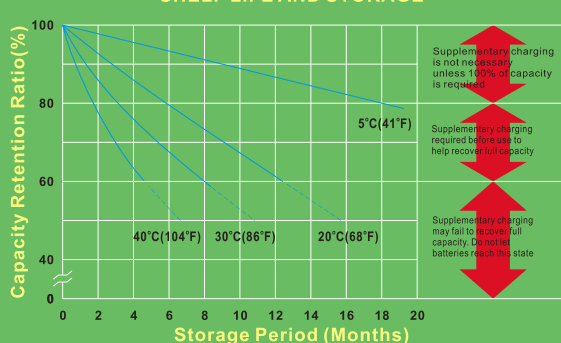
Float Service Life



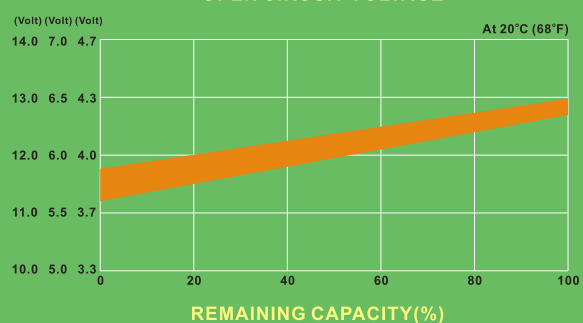
TEMPERATURE EFFECTS vs CAPACITY



SHELF LIFE AND STORAGE



OPEN CIRCUIT VOLTAGE vs REMAINING CAPACITY



DISCHARGE CHARACTERISTICS

