



EverExceed® Patented Robust AGM Technology

ST-660

VALVE REGULATED LEAD ACID BATTERY

FOR TELECOM / ELECTRIC UTILITY APPLICATIONS

6V 60.0 AH @ 10 HR to 1.80VPC

6V 68.1 AH @ 20 HR to 1.75VPC

LONG DURATION

HIGH PERFORMANCE



Innovative Features

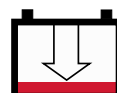
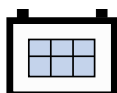
- ◆ Thick positive plate design for maximum service float life 12 years design life @ 20°C(68°F).
- ◆ Valve regulated lead acid battery (VRLA).
- ◆ High-Compression Absorbed Glass Mat technology (AGM) for greater than 99% recombination efficiency.
- ◆ Proprietary Fixed Orifice Plate Pasting technology applying active materials on both sides of the grid for consistent cell-to-cell performance, higher capacity and uniform grid protection.
- ◆ Operates at a low internal pressure.
- ◆ Heavy duty insert copper alloy terminals for ease of assembly, reduced maintenance and increased safety.
- ◆ Advanced lead tin calcium alloy, reduces grid corrosion and promotes long battery life.
- ◆ Over-sized, through the partition inter-cell welds provide low resistance connections, with minimal power loss.
- ◆ Flame arresting, low pressure safety release venting system for individual cells, recognized per U.L. 924.
- ◆ Multicell design for ease of installation and maintenance
- ◆ Horizontal or vertical operation.
- ◆ **Standard:**
Reinforced ABS (UL 94HB) container and cover
- ◆ **Optional:**
Flame-retardant reinforced ABS container and cover compliant with U.L.94 V-0 with an Oxygen limiting Index of greater than 28%.

6 VOLTS - 60.0 AMPERE HOUR @ 10 HOUR RATE

AH Capacity to 1.80VPC @ 68°F (20°C)

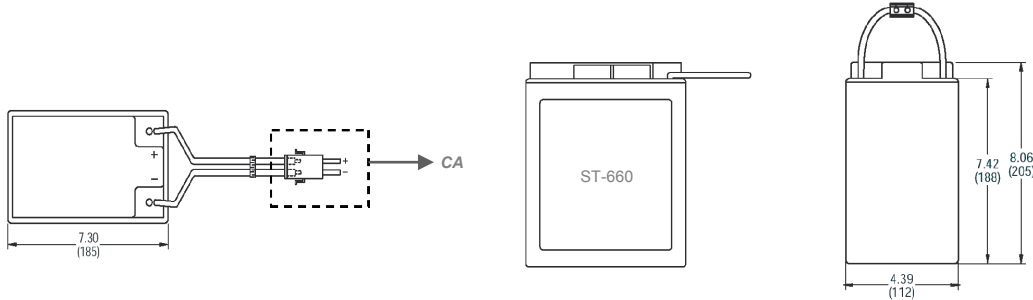
End Point Volts/Cell	60min	1.5hr	2hr	3hr	4hr	5hr	8hr	10hr	12hr	20hr
1.80	38.9	43.4	46.1	47.1	51.6	53.4	57.9	60.0	61.2	66.0

For Telecom / Electric Utility Applications



Standard Range VRLA

EverExceed®
power your applications



Length: 185mm

Width: 112mm

Height: 205mm

Electrical Specifications

Cells Per Unit	Voltage Per Unit	Weight	Electrolyte	Maximum Discharge Current@5s	Short Circuit Current	Internal Resistance (mΩ)
3	6.42	24.8lbs 11.3kg	SG = 1.300	720 Amps	1800 Amps	6.5

Capacity	68.1 Ah @ 20 hr. rate to 1.75 volts per cell @ 68°F (20°C). 60.0 Ah @ 10 hr. rate to 1.80 volts per cell @ 68°F (20°C).
Applicable Operating Temperature Range	-40°F (-40°C) to +158°F (70°C).
Ideal Operating Temperature Range	+68°F (+20°C) to +82.4°F (28°C).
Floating Charging Voltage	6.75 to 6.90 VDC/unit Average at 68°F~77°F (20°C~25°C).
Recommended Maximum Charging Current Limit	15 Amperes (0.25C10 Amperes)
Equalization and Cycle Service Charging Voltage	7.05 to 7.20 VDC/unit Average at 68°F~77°F (20°C~25°C).
Maximum AC Ripple (Charger)	0.5% RMS or 1.5% P-P of float charge voltage recommended for best results. Maximum voltage allowed = 1.4% RMS (4% P-P). Maximum current allowed = 0.30 amperes RMS (C/10).
Self Discharge	EverExceed Standard Range batteries may be stored for up to 12 months at 68°F~77°F (20°C~25°C) and then a freshening charge is required. For higher temperatures the time interval will be shorter.
Accessories	Inter unit connectors racks and cabinet systems are available.
Terminal: Inserted	Threaded copper alloy insert terminal
Terminal Hardware Initial Torque: Inserted Terminal	9 N-m

Constant Power Discharging Ratings - Watts Per Cell @ 20°C (68°F)

End Point Volts/Cell	15min	30min	60min	1.5hr	2hr	3hr	4hr	5hr	8hr	10hr	12hr	20hr
1.85	179	115	74.0	52.2	42.1	29.4	24.3	20.0	13.8	11.4	9.78	6.48
1.80	183	117	75.0	55.7	44.3	30.5	25.1	20.9	14.4	11.9	10.2	6.66
1.75	193	122	77.5	56.5	45.1	31.3	25.7	21.2	14.7	12.2	10.4	6.78

Constant Current Discharging Ratings - Amperes Per Cell @ 20°C (68°F)

End Point Volts/Cell	15min	30min	60min	1.5hr	2hr	3hr	4hr	5hr	8hr	10hr	12hr	20hr
1.85	98.0	62.2	38.1	27.0	21.7	15.0	12.3	10.2	6.85	5.60	4.76	3.08
1.80	100	63.5	38.9	28.9	23.0	15.7	12.9	10.7	7.23	6.00	5.10	3.30
1.75	106	66.1	40.4	29.5	23.7	16.3	13.4	11.0	7.50	6.19	5.26	3.40

Note: Batteries to be mounted with 0.5 in (1.25 cm) spacing minimum and free air ventilation.
Specifications subject to change without notification.

